

Now Yesterday

Search:

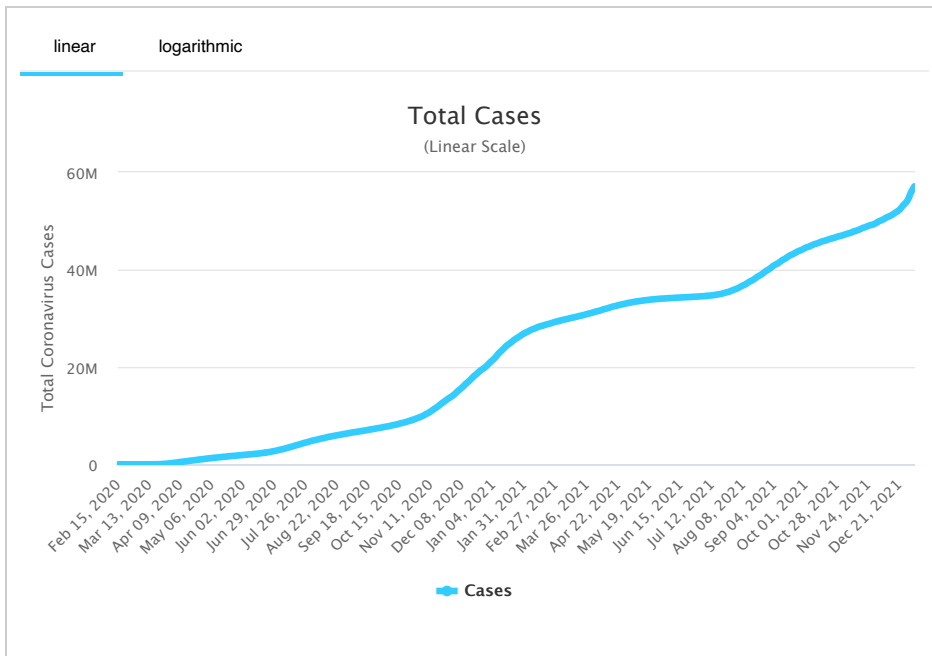
#	USA State	Total Cases	New Cases	Total Deaths	New Deaths	Total Recovered	Active Cases	Tot Cases/ 1M pop	Deaths/ 1M pop	Total Tests
	USA Total	57,121,899		848,866		41,716,842	14,556,191	172,572	2,565	817,61
1	California (/coronavirus/usa/california/)	5,487,385		76,776		N/A	N/A	138,878	1,943	120,31
2	Texas (/coronavirus/usa/texas/)	4,752,113		76,353		4,349,258	326,502	163,889	2,633	51,31
3	Florida (/coronavirus/usa/florida/)	4,213,301		62,480		3,633,553	517,268	196,171	2,909	46,41
4	New York (/coronavirus/usa/new-york/)	3,793,863		60,268		2,520,700	1,212,895	195,022	3,098	89,31
5	Illinois (/coronavirus/usa/illinois/)	2,238,743		31,212		1,779,878	427,653	176,671	2,463	45,11
6	Pennsylvania (/coronavirus/usa/pennsylvania/)	2,094,614		36,799		N/A	N/A	163,616	2,874	21,31
7	Ohio (/coronavirus/usa/ohio/)	2,072,663		29,447		1,771,566	271,650	177,316	2,519	19,51
8	Georgia (/coronavirus/usa/georgia/)	1,839,879		31,443		1,565,184	243,252	173,289	2,961	19,11
9	Michigan (/coronavirus/usa/michigan/)	1,775,828		29,342		1,284,015	462,471	177,817	2,938	21,11
10	North Carolina (/coronavirus/usa/north-carolina/)	1,732,568		19,457		1,538,231	174,880	165,194	1,855	22,01
11	New Jersey (/coronavirus/usa/new-jersey/)	1,644,839		29,073		1,181,259	434,507	185,184	3,273	16,61
12	Tennessee (/coronavirus/usa/tennessee/)	1,453,766		20,902		N/A	N/A	212,876	3,061	11,21
13	Arizona (/coronavirus/usa/arizona/)	1,404,601		24,355		1,270,721	109,525	192,974	3,346	15,71
14	Indiana (/coronavirus/usa/indiana/)	1,278,285		19,084		1,118,248	140,953	189,876	2,835	16,81
15	Massachusetts (/coronavirus/usa/massachusetts/)	1,173,704		20,315		N/A	N/A	170,287	2,947	36,41
16	Virginia (/coronavirus/usa/virginia/)	1,160,703		15,615		N/A	N/A	135,985	1,829	15,91
17	Wisconsin (/coronavirus/usa/wisconsin/)	1,132,361		11,185		N/A	N/A	194,482	1,921	13,41

18	<u>Minnesota</u> (/coronavirus/usa/minnesota/)	1,014,285		10,704		985,275	18,306	179,850	1,898	16,2
19	<u>Missouri</u> (/coronavirus/usa/missouri/)	1,006,913		16,074		815,279	175,560	164,061	2,619	12,2
20	<u>South Carolina</u> (/coronavirus/usa/south-carolina/)	975,320		14,636		883,505	77,179	189,430	2,843	13,2
21	<u>Colorado</u> (/coronavirus/usa/colorado/)	954,499		10,552		667,706	276,241	165,748	1,832	14,3
22	<u>Alabama</u> (/coronavirus/usa/alabama/)	913,603		16,455		N/A	N/A	186,328	3,356	6,5
23	<u>Washington</u> (/coronavirus/usa/washington/)	884,168		9,912		338,262	535,994	116,110	1,302	9,8
24	<u>Louisiana</u> (/coronavirus/usa/louisiana/)	859,856		15,001		N/A	N/A	184,963	3,227	12,4
25	<u>Kentucky</u> (/coronavirus/usa/kentucky/)	856,145		12,118		N/A	N/A	191,631	2,712	11,3
26	<u>Maryland</u> (/coronavirus/usa/maryland/)	751,450		11,896		N/A	N/A	124,295	1,968	16,4
27	<u>Oklahoma</u> (/coronavirus/usa/oklahoma/)	716,851		11,555		N/A	N/A	181,162	2,920	4,8
28	<u>Utah</u> (/coronavirus/usa/utah/)	651,746		3,804		609,106	38,836	203,292	1,187	7,8
29	<u>Iowa</u> (/coronavirus/usa/iowa/)	619,958		7,858		524,717	87,383	196,496	2,491	7,5
30	<u>Arkansas</u> (/coronavirus/usa/arkansas/)	574,572		9,221		537,994	27,357	190,394	3,056	5,8
31	<u>Mississippi</u> (/coronavirus/usa/mississippi/)	561,262		10,455		506,487	44,320	188,587	3,513	4,5
32	<u>Kansas</u> (/coronavirus/usa/kansas/)	534,399		7,044		458,330	69,025	183,433	2,418	2,0
33	<u>Connecticut</u> (/coronavirus/usa/connecticut/)	533,866		9,160		412,615	112,091	149,740	2,569	13,5
34	<u>Nevada</u> (/coronavirus/usa/nevada/)	514,344		8,428		452,877	53,039	166,986	2,736	5,9
35	<u>Oregon</u> (/coronavirus/usa/oregon/)	430,931		5,666		374,583	50,682	102,171	1,343	8,7
36	<u>New Mexico</u> (/coronavirus/usa/new-mexico/)	357,480		5,866		311,304	40,310	170,486	2,798	5,7
	<u>Nebraska</u>	340,832		3,341		N/A	N/A	176,194	1,727	4,4

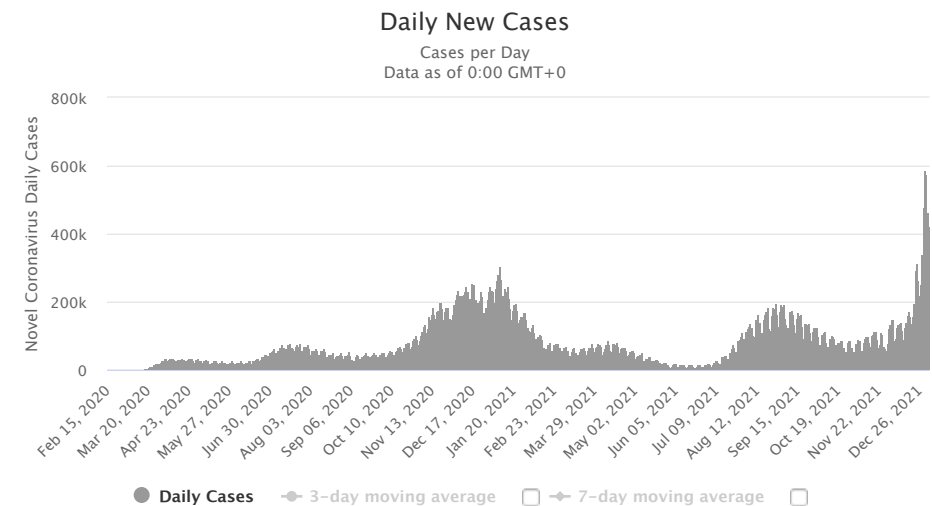
37	(/coronavirus/usa/nebraska/)									
38	West Virginia (/coronavirus/usa/west-virginia/)	337,326		5,356		316,955	15,015	188,225	2,989	4,9
39	Idaho (/coronavirus/usa/idaho/)	319,382		4,162		137,875	177,345	178,719	2,329	2,4
40	Rhode Island (/coronavirus/usa/rhode-island/)	231,096		3,066		N/A	N/A	218,147	2,894	6,6
41	New Hampshire (/coronavirus/usa/new-hampshire/)	198,667		1,961		187,365	9,341	146,110	1,442	3,8
42	Montana (/coronavirus/usa/montana/)	198,520		2,908		192,508	3,104	185,745	2,721	2,2
43	Delaware (/coronavirus/usa/delaware/)	189,382		2,286		154,601	32,495	194,484	2,348	9
44	South Dakota (/coronavirus/usa/south-dakota/)	179,983		2,494		168,711	8,778	203,449	2,819	1,8
45	North Dakota (/coronavirus/usa/north-dakota/)	175,100		2,012		171,459	1,629	229,771	2,640	5
46	Alaska (/coronavirus/usa/alaska/)	151,583		947		133,747	16,889	207,209	1,295	3,6
47	Maine (/coronavirus/usa/maine/)	146,736		1,531		N/A	N/A	109,161	1,139	4,1
48	Hawaii (/coronavirus/usa/hawaii/)	121,864		1,094		N/A	N/A	86,070	773	3,0
49	Wyoming (/coronavirus/usa/wyoming/)	116,643		1,526		113,889	1,228	201,540	2,637	1,2
50	District Of Columbia (/coronavirus/usa/district-of-columbia/)	103,487		1,218		N/A	N/A	146,634	1,726	2,6
51	Vermont (/coronavirus/usa/vermont/)	67,226		480		53,053	13,693	107,736	769	2,8
52	Puerto Rico	303,099		3,314		153,488	146,297	89,490	978	3,4
53	Guam	19,689		273		19,006	410			3
54	United States Virgin Islands	10,290		89		8,090	2,111			2
55	Northern Mariana Islands	3,334		18		2,714	602			!
56	American Samoa	4				4	0			
57	Veteran Affairs	441,931		17,771		385,422	38,738			6,0
58	US Military	406,147		632		389,077	16,438			
59	Federal Prisons	57,281		281		N/A	N/A			1:

60	Navajo Nation	41,262	1,588	39,333	341			4
61	Grand Princess Ship	122	7	115	0			
62	Wuhan Repatriated	3		3	0			
63	Diamond Princess Ship	46		46	0			
	Total:	57,121,899	848,866	41,716,842	14,556,191	172,572	2,565	817,6

Total Coronavirus Cases in the United States

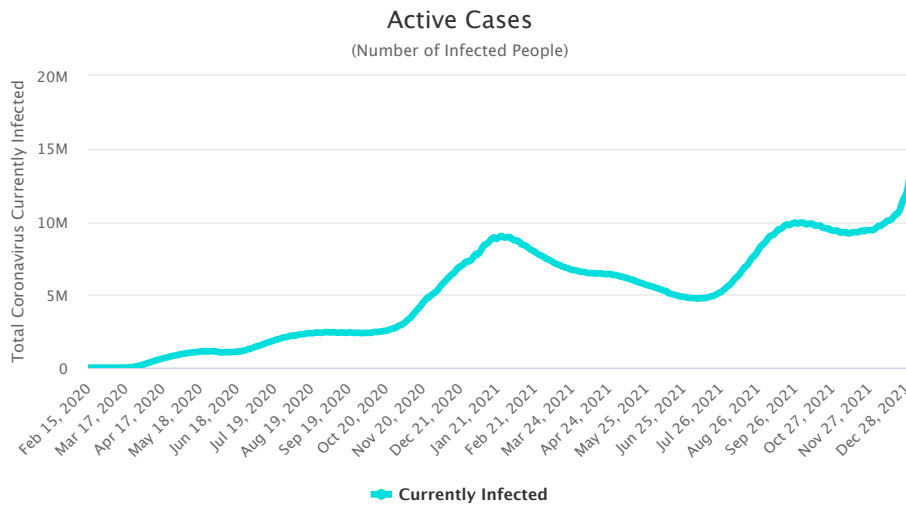


Daily New Cases in the United States

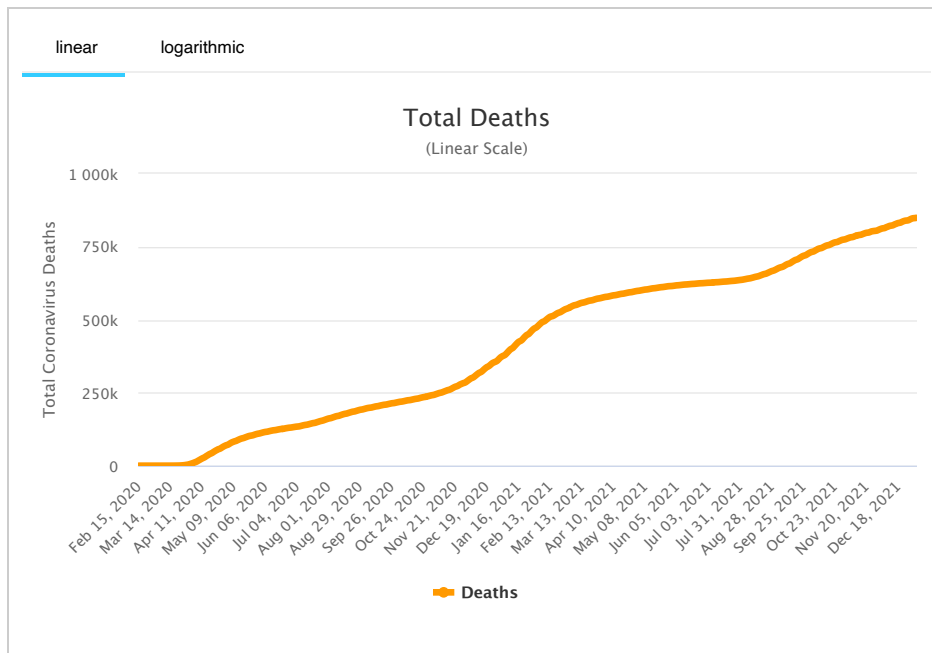


See also: [Daily Deaths Graph](#)

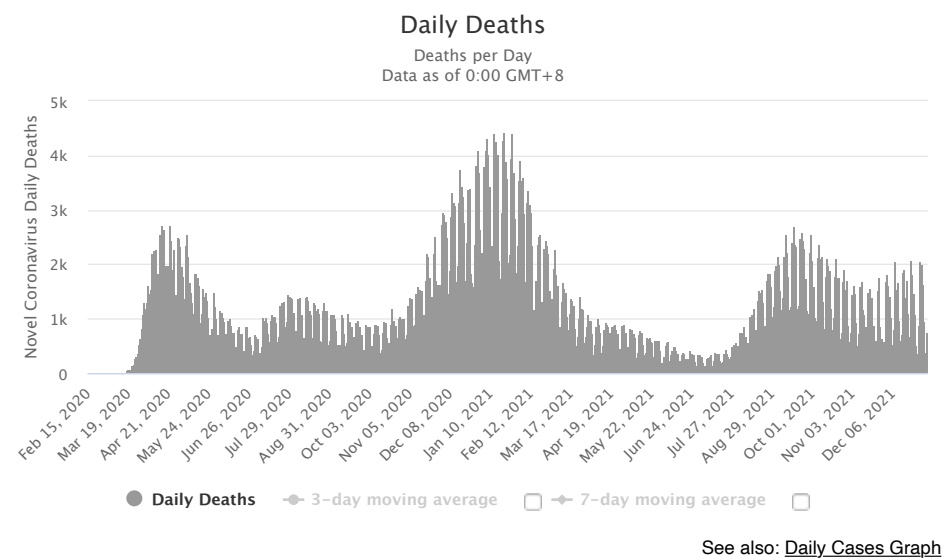
Active Cases in the United States



Total Coronavirus Deaths in the United States



Daily New Deaths in the United States



Latest News

January 3 (GMT)

Updates

- 424,405 new cases and 748 new deaths in [the United States \(/coronavirus/country/us/\)](#)

January 2

January 1

[View More News](#)

Historical account of the initial stages of the epidemic in the United States

Content:

- First 20 cases in the United States
- Progression of first suspected cases
- Timeline of initial events
- Sources for the historical account

First 20 cases in the United States

Information collected on the first 20 domestic cases (not including repatriated cases and Diamond Princess cruise ship evacuee cases) is presented in the table below:

State	Cases	Sex	Age	Date	Case #	Location	Source
Oregon	1			Feb.	17 th	Washington C.	

				29			
Washington	2			Feb. 29	18, 19 th		
	1	M	30s	Jan. 21	1 st	Snohomish	[7]
Illinois	1			Mar. 1	20 th		
	1	M	60s	Jan. 30	6 th	Chicago	[12]
	1	F	60s	Jan. 24	2 nd	Chicago	[8]
California	2	unkn.	unkn.	Jan. 26	3 rd , 4 th	Orange C., L.A.	[9]
	1	M	adult	Jan. 31	7 th	Santa Clara C.	[17][18]
	1	F	unkn.	Feb. 2	9 th	Santa Clara C.	
	1	M	57	Feb. 2	10 th	San Benito C.	
	1	F	57	Feb. 2	11 th	San Benito C.	
	1		65	Feb. 28	16 th	Santa Clara C.	
	1			Feb. 21	13 th	Humboldt C.	
	1			Feb. 21	14 th	Sacramento C.	
	1			Feb. 26	15 th	[Northern California]	
Massachusetts	1	M	20s	Feb. 1	8 th	Boston	[16]
Arizona	1	unkn.	student	Jan. 26	5 th	Maricopa County	
Wisconsin	1			Feb. 5	12 th	Madison	

Patients Under Investigation (PUI) in the United States

CDC in the early stages released information regarding the number of cases and people under investigation that was updated regularly on Mondays, Wednesdays, and Fridays. Below we provide the historical reports that we were able to gather in order to track the progression in the number of suspected cases and US states involved through time in the initial stages

As of Feb. 10:

--	--

<i>Number of U.S. States with PUI</i>	<i>36</i>
Positive	12
Negative	318
Pending (specimens awaiting testing)	68
TOTAL	398

As of Feb. 7:

<i>Number of U.S. States with PUI</i>	<i>36</i>
Positive	12
Negative	225
Pending (specimens awaiting testing)	100
TOTAL	337

As of Feb. 5:

<i>Number of U.S. States with PUI</i>	<i>36</i>
Positive	11
Negative	206
Pending (specimens awaiting testing)	76
TOTAL	293

As of Feb. 3:

<i>Number of U.S. States with PUI</i>	<i>36</i>
Positive	11
Negative	167
Pending (specimens awaiting testing)	82
TOTAL	260




As of January 31:

<i>Number of U.S. States with PUI</i>	<i>36</i>
Positive	6
Negative	114
Pending (specimens awaiting testing)	121
TOTAL	241

Previously, as of January 29, there were 92 suspected cases awaiting testing.

<i>Number of U.S. States with PUI</i>	<i>36</i>
Positive	5
Negative	68
Pending (specimens awaiting testing)	92
TOTAL	165

Timeline of Events

-  On January 31, HHS declared Coronavirus a Public Health Emergency in the US (<https://www.hhs.gov/about/news/2020/01/31/secretary-azar-declares-public-health-emergency-us-2019-novel-coronavirus.html>)
 As of Jan. 31, the Wuhan coronavirus is officially a public health emergency in the United States, Alex Azar, secretary of the US Department of Health and Human Services (HHS), announced at a White House press briefing.
-  On Jan. 31, the U.S. Centers for Disease Control and Prevention (CDC) **issued a federal quarantine for 14 days** affecting the 195 American evacuees from Wuhan, China. Starting Sunday, Feb. 2, U.S. citizens, permanent residents and immediate family who have visited China's Hubei province will undergo a **mandatory 14 days quarantine** and, if they have visited other parts of China, they would be screened at airports and asked to self-quarantine for 14 days. The last time the CDC had issued a quarantine was over 50 years ago in the 1960s, for smallpox.
-  President Donald Trump signed an order on Jan. 31 for the U.S. to **deny entry to foreign nationals who traveled to China** within the preceding two weeks, aside from the immediate family of U.S. citizens.
- On Jan. 30, the CDC had confirmed the **first case of person to person transmission in the U.S.:** ^[12] the husband of the Chicago, Illinois case who had returned from Wuhan, China on Jan. 13 and who tested positive for the virus on Jan. 24).
- CDC stated on Jan. 30 that "It is likely there will be more cases of 2019-nCoV reported in the U.S. in the coming days and weeks, including more person-to-person spread."^[12]
- The virus had been confirmed in **5 states**.
- On Jan. 31, **New York City** health officials vehemently denied the rumor regarding a coronavirus case in the city ^[13]. On Feb. 1, however, the city's health commissioner did report that there was a test being performed on a person under 40 who had returned from China, developed matching symptoms, and tested negative to the seasonal flu.
- **Most US patients had recently visited Wuhan.**
- All of the first five U.S. cases were described as **mild**.
- A study on the first US case of novel coronavirus detailed mild symptoms followed by pneumonia (https://www.cnn.com/2020/01/31/health/washington-coronavirus-study-nejm/index.html?utm_term=link&utm_medium=social&utm_content=2020-02-01T00)

U.S. Airlines suspended ALL flights between the U.S. and China

On Friday, January 31, Delta, American and United announced they would temporarily suspend all of their mainland China flights in response to the coronavirus outbreak.^[14]

Prior to this January 31 announcement:

- **UNITED AIRLINES**
 on Jan. 28 had announced it would cut 24 flights between the U.S. and China for the first week of February.
- **AMERICAN AIRLINES**
 on Jan. 29 had announced it would suspend flights from Los Angeles to Shanghai and Beijing from Feb. 9 through March 27, 2020. It will maintain its flight schedules (10 daily A/R) from Dallas-Fort Worth to Shanghai and Beijing, as well as from Los Angeles and Dallas-Fort Worth to Hong Kong.
- **DELTA**
 had not adjusted its schedule of direct flights from the U.S. to China. It is the only airline with direct flights to not take action so far.

The White House was considering issuing a ban on flights between the United States and China, as of late Jan. 28^[11]. Italy has announced on January 31 that it was suspending all flights to and from China following the first 2

cases of coronavirus in Italy.

Travel Alert: Do Not Travel to China

- The U.S. State Department on January 30 issued a **Level 4: Do Not Travel to China Alert** (<https://travel.state.gov/content/travel/en/traveladvisories/traveladvisories/china-travel-advisory.html>) ^[4] (the highest level of alert).
- Previously, on January 29, the advisory was set at a lower "Level 3: Reconsider Travel" advising not to travel to Hubei Province: (Level 4) and reconsider travel to the remainder of China (Level 3).
- The CDC on Jan. 28 issued a Level 3 Warning (<https://wwwnc.cdc.gov/travel/notices/warning/novel-coronavirus-china>), recommending that travelers **avoid all nonessential travel to China** ^[5].

Screening incoming passengers at 20 airports in the U.S.

On January 17, the CDC announced that 3 airports in the United States would begin screening incoming passengers from China: SFO, JFK, and LAX ^[6] Other 2 airports were added subsequently, and on January 28, the U.S. Department of Health and Human Services (HHS) announced that 15 additional U.S. airports (bringing the total to 20) would begin screening incoming travelers from China.

Below is the complete list of airports where screening for the 2019 Novel Coronavirus (2019-nCoV) is in place:

- Los Angeles International (LAX)
- San Francisco International (SFO)
- Chicago O'Hare
- New York JFK
- Atlanta Hartsfield-Jackson International
- Houston George Bush Intercontinental
- Dallas-Fort Worth International
- San Diego International
- Seattle-Tacoma International
- Honolulu International
- Anchorage Ted Stevens International
- Minneapolis-St. Paul International
- Detroit Metropolitan
- Miami International
- Washington Dulles International
- Philadelphia International
- Newark Liberty International
- Boston Logan International
- El Paso International

- Puerto Rico's San Juan Airport

Sources for the historical account

1. Novel Coronavirus (2019-nCoV) situation reports (<https://www.who.int/emergencies/diseases/novel-coronavirus-2019/situation-reports/>) - World Health Organization (<https://www.who.int/>) (WHO)
2. 2019 Novel Coronavirus (2019-nCoV) in the U.S (<https://www.cdc.gov/coronavirus/2019-ncov/cases-in-us.html>) - U.S. Centers for Disease Control and Prevention (<https://www.cdc.gov/>) (CDC)
3. Symptoms of Novel Coronavirus (2019-nCoV) (<https://www.cdc.gov/coronavirus/2019-ncov/about/symptoms.html>) - CDC
4. China Travel Advisory (<https://travel.state.gov/content/travel/en/traveladvisories/traveladvisories/china-travel-advisory.html>) - U.S. State Department, accessed January 31, 2020.
5. Novel Coronavirus in China - Warning - Level 3, Avoid Nonessential Travel (<https://wwwnc.cdc.gov/travel/notices/warning/novel-coronavirus-china>) - CDC, January 28, 2020.
6. Public Health Screening to Begin at 3 U.S. Airports for 2019 Novel Coronavirus ("2019-nCoV") (<https://www.cdc.gov/media/releases/2020/p0117-coronavirus-screening.html>) - CDC January 17, 2020
7. First Travel-related Case of 2019 Novel Coronavirus Detected in United States (<https://www.cdc.gov/media/releases/2020/p0121-novel-coronavirus-travel-case.html>) - CDC, January 21, 2020
8. Second Travel-related Case of 2019 Novel Coronavirus Detected in United States (<https://www.cdc.gov/media/releases/2020/p0124-second-travel-coronavirus.html>) - CDC, January 24, 2020
9. CDC confirms additional cases of 2019 Novel Coronavirus in United States (<https://www.cdc.gov/media/releases/2020/s0126-coronavirus-new-cases.html>) - CDC, January 26, 2020
10. 2019 Novel Coronavirus (2019-nCoV) in the U.S. (<https://www.cdc.gov/coronavirus/2019-ncov/cases-in-us.html>) - CDC, Updated January 29, 2020
11. White House considers ban on flights to China amid coronavirus outbreak (<https://eu.usatoday.com/story/travel/news/2020/01/28/white-house-considers-ban-china-flights-amid-coronavirus-outbreak/4602839002/>) - USA Today, Jan. 28, 2020
12. CDC Confirms Person-to-Person Spread of New Coronavirus in the United States (<https://www.cdc.gov/media/releases/2020/p0130-coronavirus-spread.html>) - CDC Press Release, Jan. 30, 2020
13. NYC Officials Deny Report Of Coronavirus Amid Confusion (<https://www.forbes.com/sites/sergeiklebnikov/2020/01/31/nyc-officials-deny-report-of-coronavirus-amid-confusion/#351e47b5652c>) - Forbes, Jan. 31, 2020
14. Delta, American, United to suspend all China mainland flights as coronavirus crisis grows (<https://eu.usatoday.com/story/travel/2020/01/31/coronavirus-china-flight-ban-delta-cuts-all-flights-white-house/4620989002/>) - USA Today, Jan. 31, 2020
15. Secretary Azar Declares Public Health Emergency for United States for 2019 Novel Coronavirus (<https://www.hhs.gov/about/news/2020/01/31/secretary-azar-declares-public-health-emergency-us-2019-novel-coronavirus.html>) - U.S. Department of Health and Human Services (HHS), Jan. 31, 2020
16. Man returning from Wuhan, China is first case of 2019 Novel Coronavirus confirmed in Massachusetts (<https://www.mass.gov/news/man-returning-from-wuhan-china-is-first-case-of-2019-novel-coronavirus-confirmed-in>) - Massachusetts Department of Public Health, Feb. 1, 2020
17. County of Santa Clara Public Health Department Reports First Case of Novel (new) Coronavirus (<https://www.sccgov.org/sites/phd/news/Pages/novel-coronavirus-1-31-2020.aspx>) - Santa Clara County Public Health, Jan. 31, 2020
18. Coronavirus: First case confirmed in Santa Clara County (<https://www.mercurynews.com/2020/01/31/santa-clara-coronavirus/>) - Mercury News, Jan. 31. 2020

worldometer (/)

[about \(/about/\)](#) | [faq \(/faq/\)](#) | [languages \(/languages/\)](#) | [contact \(/contact/\)](#) | [report coronavirus cases \(/report_us/\)](#)



[\(/newsletter-subscribe/\)](#)



[\(/https://twitter.com/Worldometers\)](https://twitter.com/Worldometers)



[\(/https://www.facebook.com/Worldometers.info\)](https://www.facebook.com/Worldometers.info)

© Copyright Worldometers.info - All rights reserved - Disclaimer & Privacy Policy (/disclaimer/)



TAKE THE POLL
WHO HANDLED THE
ECONOMY BETTER?

